



Interviewer: Oral Genealogy Collection Mobile App

*Contractor set up must be completed before interviewer can create a profile.

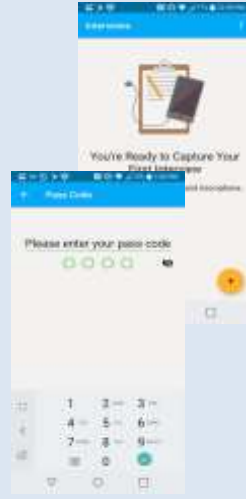
1. Tap [Create My Profile]*



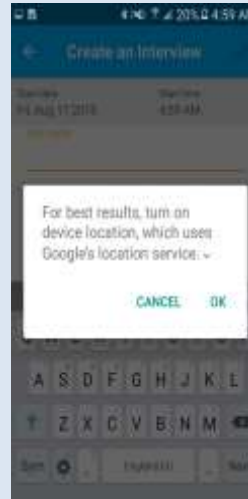
2. Take your photograph, add text, then tap [✓]



3. To begin interview, tap [+], When restarting the app, enter passcode



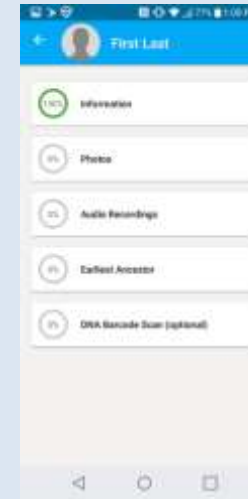
4. Tap [OK]



5. Add text, then tap [✓]



6. Tap to complete each section



7. Take Photos, then tap [✓]



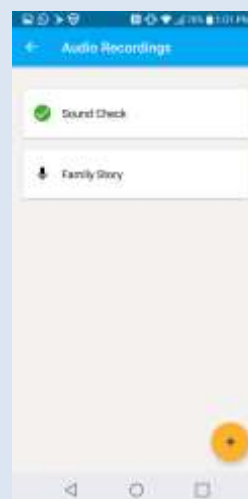
8. Tap [Begin Sound Check]




9. Tap [Start] and speak for 10 seconds



10. Tap [Family Story]



11. Tap [Start] to begin recording



12. Tap [+] and record genealogy



13. Enter earliest ancestor, then tap [✓]



14. Tap [Transfer] to save to SD card, Ready to submit

